


Solid Carbide Grooving Tools



For Grooving Deep Parts

Advantages

Carbide grade: MT8 Sub-micron grade with advanced PVD triple coating (ISO K10-K20). Extremely high heat resistant and smooth cutting operation. For high performance and normal machining conditions. General purpose for all materials.

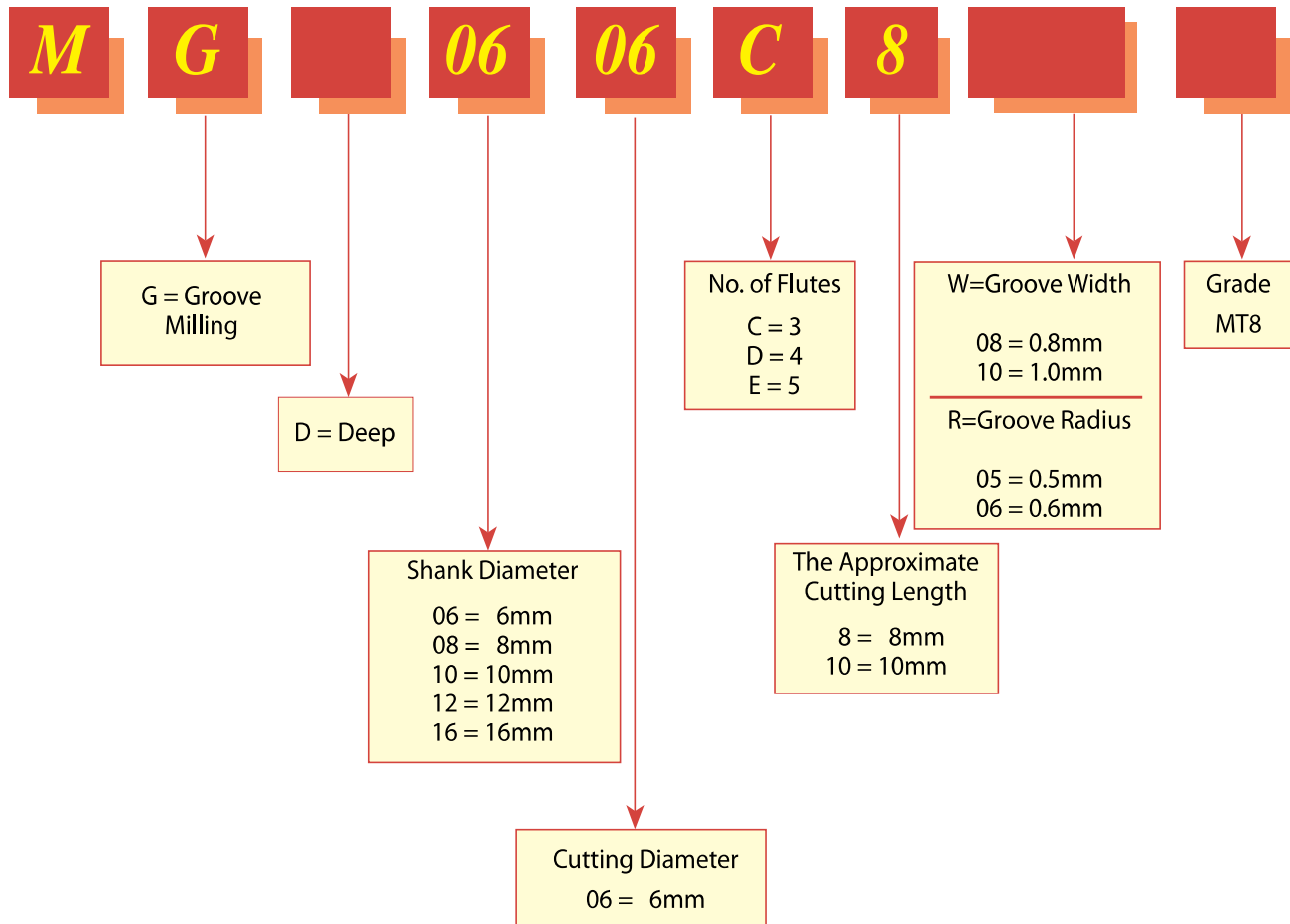
- Enables machining in deep holes
- Coolant through the flutes is very effective for deep holes.
- Spiral flutes allow smooth cutting action.
- Longer tool life due to special multi-layer coating.
- Shorter machining time due to multi (3 to 5) flutes.

Contents:

Page:

Product Identification	268
Groove Milling with internal coolant through the flutes	269
Full Radius Groove Milling with internal coolant through the flutes	270
Deep Groove Milling	270

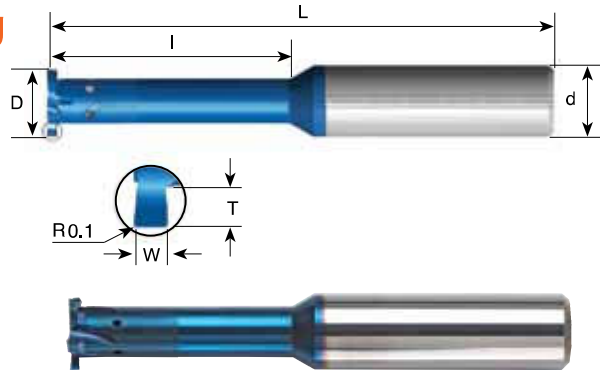
Product Identification Groove Milling Ordering Codes



Groove Milling

with internal coolant through the flutes

Same Tool for Internal and External Grooving



For grooving deep parts

W ± 0.02	T Max.	Groove Dia. (min.) mm	Ordering Code	d	D	No. of Flutes	I	L
0.50	0.6	∅ > 4	*MG0604C4 W05	6	4.0	3	4.2	51
1.00	0.6	∅ > 4	*MG0604C4 W10	6	4.0	3	4.2	51
0.80	0.8	∅ > 6	MG0606C8 W08	6	6.0	3	8.0	58
1.00	1.0	∅ > 6	*MG0606C7 W10	6	6.0	3	7.0	58
1.50	1.0	∅ > 6	*MG0606C7 W15	6	6.0	3	7.0	58
1.00	1.2	∅ ≥ 7.8	MG08078D10 W10	8	7.8	4	10.0	64
1.50	1.5	∅ ≥ 7.8	MG08078D15 W15	8	7.8	4	15.0	64
2.00	1.5	∅ ≥ 7.8	MG08078D15 W20	8	7.8	4	15.0	64
1.20	1.4	∅ ≥ 9.8	MG10098D20 W12	10	9.8	4	20.0	73
1.50	2.0	∅ ≥ 9.8	MG10098D20 W15	10	9.8	4	20.0	73
2.00	2.0	∅ ≥ 9.8	MG10098D20 W20	10	9.8	4	20.0	73
1.50	2.2	∅ > 12	MG1212E30 W15	12	12.0	5	30.0	84
2.00	2.2	∅ > 12	MG1212E30 W20	12	12.0	5	30.0	84
3.00	2.2	∅ > 12	MG1212E30 W30	12	12.0	5	30.0	84
1.40	1.8	∅ > 16	MG1616E30 W14	16	16.0	5	30.0	101
1.70	2.0	∅ > 16	MG1616E40 W17	16	16.0	5	40.0	101
1.95	2.2	∅ > 16	MG1616E45 W19	16	16.0	5	45.0	101

Order example: MG 10098D20 W12 MT8

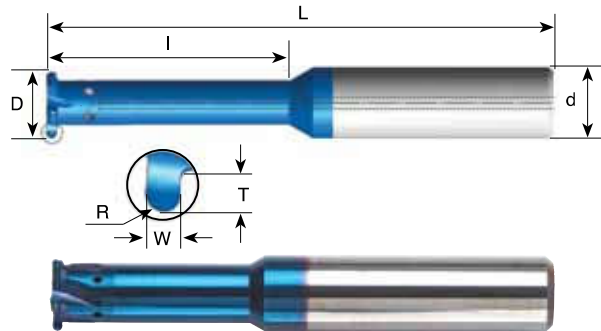
* Tools without coolant



Full Radius Groove Milling

with internal coolant through the flutes

***Same Tool for Internal and External Grooving**



For grooving deep parts

R	W ± 0.02	T Max.	Groove Dia. (min.)	Ordering Code	d	D	No. of Flutes	I	L
0.5	1.00	0.6	∅ > 4	*MG0604C4 R05	6	4.0	3	4.2	51
0.5	1.00	0.8	∅ > 6	MG0606C8 R05	6	6.0	3	8.0	58
0.75	1.50	1.0	∅ > 6	*MG0606C7 R075	6	6.0	3	7.0	58
0.5	1.00	1.0	∅ > 8.8	MG10088D16 R05	10	8.8	4	16.0	73
0.6	1.20	1.0	∅ > 10	MG1010D20 R06	10	10.0	4	20.0	73
0.75	1.50	2.0	∅ > 10	MG1010D20 R075	10	10.0	4	20.0	73
1.00	2.00	2.0	∅ > 10	MG1010D20 R10	10	10.0	4	20.0	73
0.9	1.80	1.4	∅ > 12	MG1212D30 R09	12	12.0	4	30.0	84
1.0	2.00	1.6	∅ > 16	MG1616E40 R10	16	16.0	5	40.0	101
1.5	3.00	2.2	∅ > 16	MG1616E40 R15	16	16.0	5	40.0	101

Order example: MG 1010D20 R06 MT8

* Tools without coolant

Deep Groove Milling

with internal coolant bore



Ordering Code	W ±0.02	R	T (max.)	Groove Dia. (min.)	d	D	No. of Flutes	L
MGD 10195 F W15	1.5	0.1	4.5	∅ > 19.5	10	19.4	6	133
MGD 10195 F W20	2.0	0.1	4.5	∅ > 19.5	10	19.4	6	133
MGD 10195 F W30	3.0	0.1	4.5	∅ > 19.5	10	19.4	6	133
MGD 10195 F W35	3.5	0.1	4.5	∅ > 19.5	10	19.4	6	133
MGD 10195 F W40	4.0	0.1	4.5	∅ > 19.5	10	19.4	6	133
MGD 10195 F W50	5.0	0.1	4.5	∅ > 19.5	10	19.4	6	133

* Same tool for internal and external grooving