

D-Thread



Mill-Thread Inserts & Toolholders for machining deep parts

- Improved productivity due to multi-insert toolholders.
- Partial Profile, standard or U-type inserts for a wide range of threads.
- Inserts with three cutting edges, reduces tooling costs.
- Low cutting resistance due to the single point inserts.
- Holder allows for a long overhang and includes internal coolant.
- Same insert and toolholder for both external and internal thread.

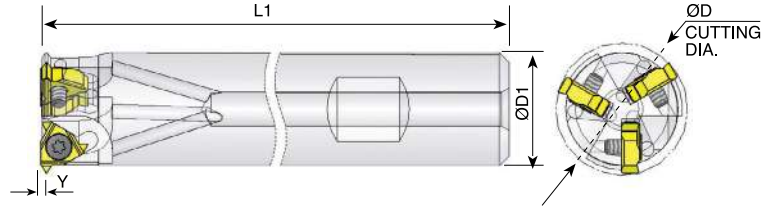
Contents:

Page:

Standard Toolholders and Inserts
U-Type Toolholders and Inserts

190
191-192

D-Thread Mill-Thread Inserts & Toolholders for machining deep threads



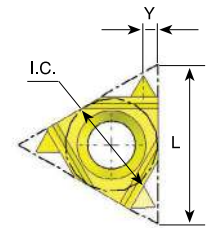
| Ordering Code | Insert Size | | Y | D | D1 | L1 | No. of Inserts | Insert Screw | Torx Key |
|------------------|-------------|-----|-----|------|-----|-----|----------------|--------------|----------|
| | L mm | I.C | | | | | | | |
| SR0925Q11 | 11 | 1/4 | .04 | .925 | .75 | 7.5 | 3 | SE11 | K11 |

Partial 60° Size 11

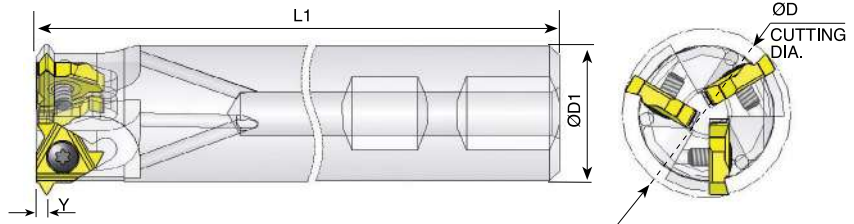
| Ordering Code | | Pitch Range | |
|---------------|-------------|-------------|---------|
| | | mm | TPI |
| 1160D | INT. | 1.0 - 2.0 | 24 - 12 |
| | EX. | 0.75 - 1.5 | 32 - 14 |

Partial 55° Size 11

| Ordering Code | | Pitch TPI |
|---------------|-----------------|-----------|
| 1155D | INT./EX. | 24 - 14 |



Coated Grade: BMA



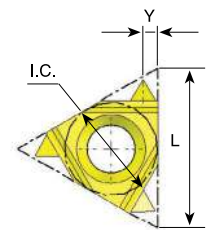
| Ordering Code | Insert Size | | Y | D | D1 | L1 | No. of Inserts | Insert Screw | Torx Key |
|------------------|-------------|-----|-----|------|----|------|----------------|--------------|----------|
| | L mm | I.C | | | | | | | |
| SR1220R16 | 16 | 3/8 | .07 | 1.22 | 1 | 8.86 | 3 | SE16 | K16 |

Partial 60° Size 16

| Ordering Code | | Pitch Range | |
|---------------|-------------|-------------|--------|
| | | mm | TPI |
| 1660D | INT. | 2.5 - 3.5 | 10 - 7 |
| | EX. | 2.0 - 3.0 | 12 - 8 |

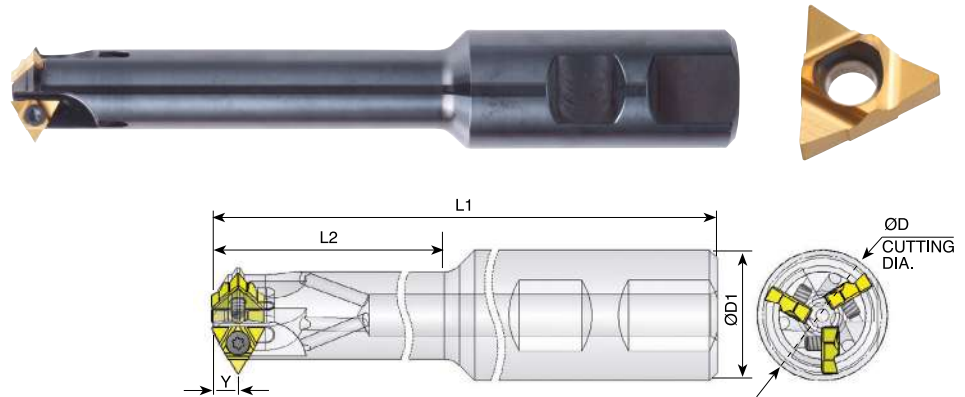
Partial 55° Size 16

| Ordering Code | | Pitch TPI |
|---------------|-----------------|-----------|
| 1655D | INT./EX. | 12 - 8 |



Coated Grade: BMA

D-Thread Mill-Thread Inserts & Toolholders for machining deep threads



| Ordering Code | Insert Size | | Y | D | D1 | L1 | L2 | No. of Inserts | Insert Screw | Torx Key |
|---------------|-------------|------|-----|------|------|-----|------|----------------|--------------|----------|
| | L mm | I.C | | | | | | | | |
| * SR0580M11U | 11U | 1/4U | .20 | .580 | .625 | 5.9 | 2.16 | 1 | SE11 | K11 |
| ** SR0810M11U | 11U | 1/4U | .20 | .810 | 1 | 5.9 | 2.56 | 2 | SE11 | K11 |
| SR0905M11U | 11U | 1/4U | .20 | .905 | 1 | 5.9 | 3.46 | 3 | SE11 | K11 |

* Pitch limitations: for partial 60° - INT. - 10-9 TPI, EX. -12 - 10 TPI; for partial 55° - 12 - 9 TPI

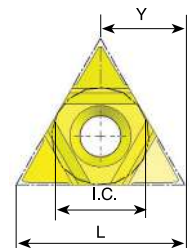
** Pitch limitations: for partial 60° - INT. - 10-8 TPI, EX. -12 - 9 TPI; for partial 55° - 12 - 9 TPI

Partial 60° Size 11U

| Ordering Code | | Pitch Range | |
|---------------|------|-------------|---------|
| | | mm | TPI |
| 11U60D | INT. | 2.5 - 4.0 | 10 - 6 |
| | EX. | 2.0 - 3.0 | 12 - 8 |
| 11U60D-18-12 | INT. | 1.5 - 2.0 | 18 - 12 |
| | EX. | 1.25 - 1.75 | 20 - 14 |

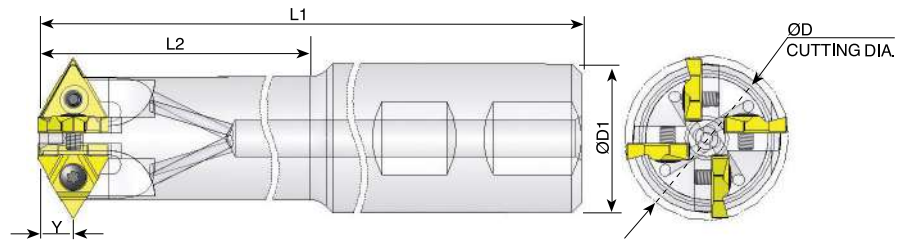
Partial 55° Size 11U

| Ordering Code | | Pitch TPI |
|---------------|----------|-----------|
| 11U55D | INT./EX. | 12 - 7 |

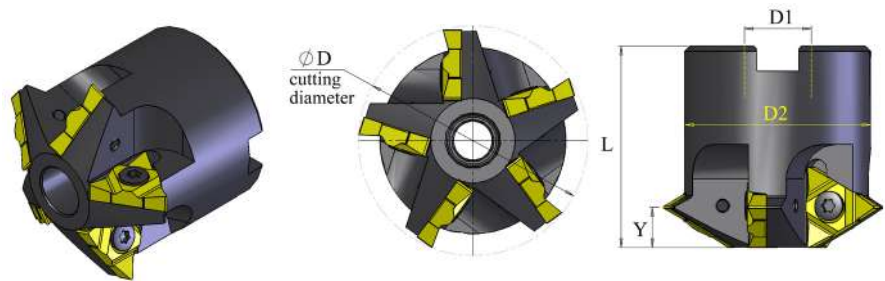


Coated Grade: BMA

D-Thread Mill-Thread Inserts & Toolholders for machining deep threads



| Ordering Code | Insert Size | | Y | D | D1 | L1 | L2 | No. of Inserts | Insert Screw | Torx Key |
|-------------------|-------------|------|-----|------|------|------|-----|----------------|--------------|----------|
| | L mm | I.C | | | | | | | | |
| SR1400R16U | 16U | 3/8U | .30 | 1.40 | 1.25 | 8.66 | 6.1 | 4 | SE16 | K16 |



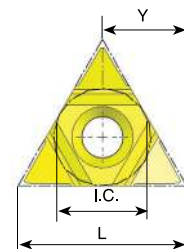
| Ordering Code | Insert Size | | Y | D | D1 | D2 | L | No. of Inserts | Insert Screw | Torx Key |
|-----------------------|-------------|------|-----|------|-----|------|-----|----------------|--------------|----------|
| | L mm | I.C | | | | | | | | |
| SR1710B16U - 5 | 16U | 3/8U | .30 | 1.71 | 0.5 | 1.39 | 1.5 | 5 | SE16 | K16 |

Partial 60° Size 16U

| Ordering Code | | Pitch Range | |
|--------------------|-------------|-------------|---------|
| | | mm | TPI |
| 16U60D | INT. | 4.0 - 6.0 | 6 - 4 |
| | EX. | 3.0 - 5.0 | 8 - 5 |
| 16U60D-16-8 | INT. | 1.5 - 3.0 | 16 - 8 |
| | EX. | 1.5 - 2.5 | 18 - 10 |

Partial 55° Size 16U

| Ordering Code | | Pitch TPI |
|---------------|-----------------|-----------|
| 16U55D | INT./EX. | 6 - 4.5 |



Coated Grade: BMA